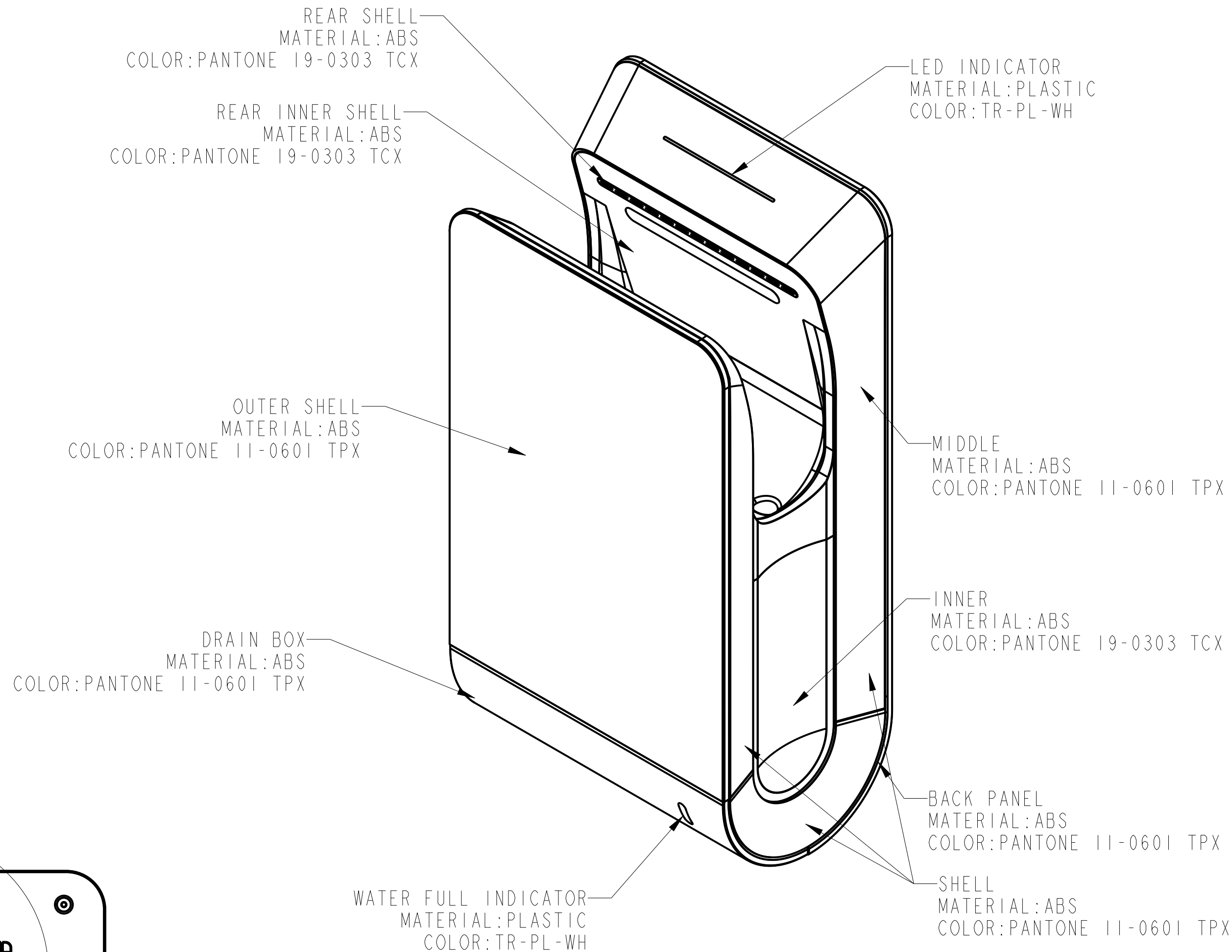
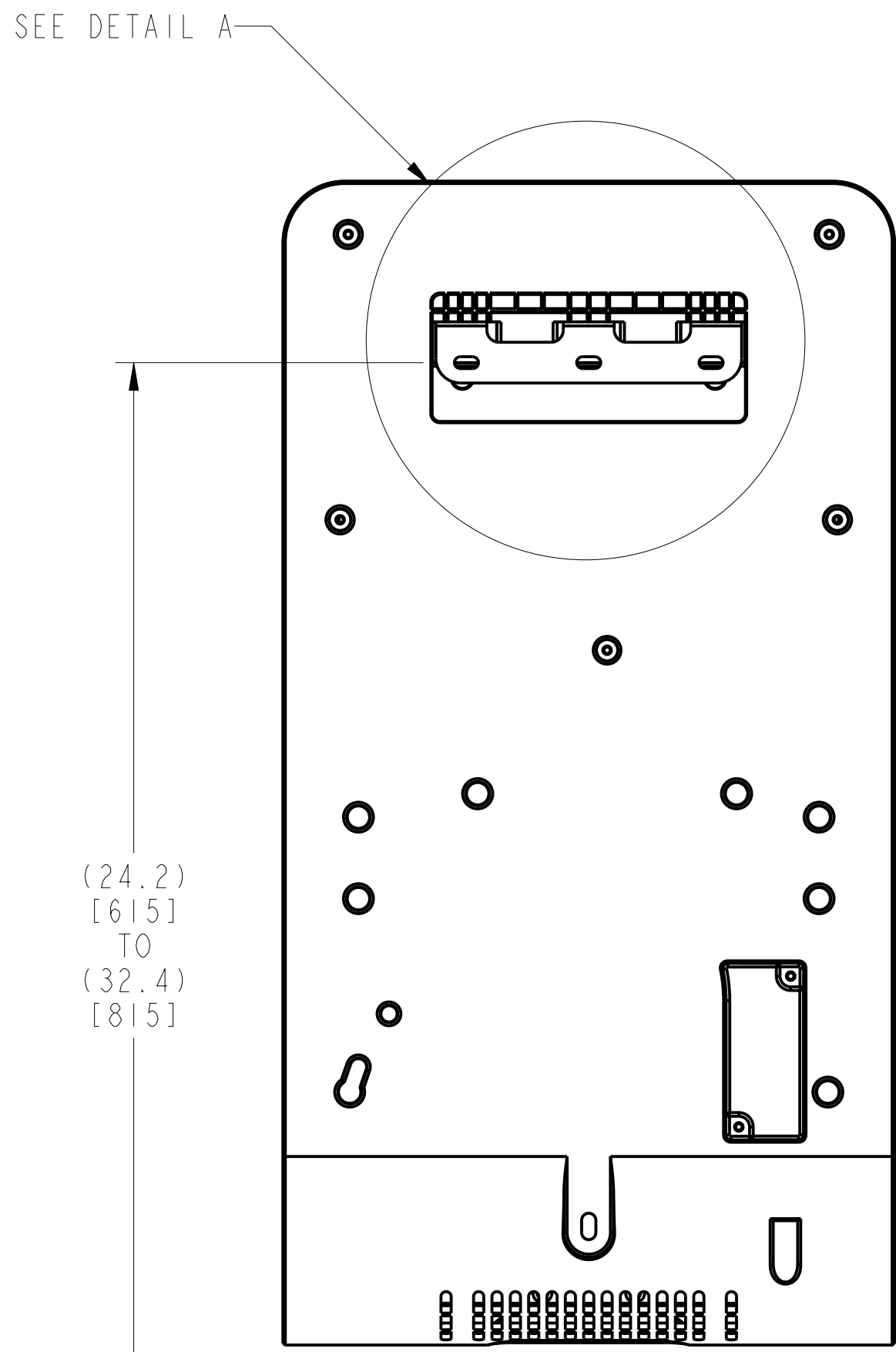
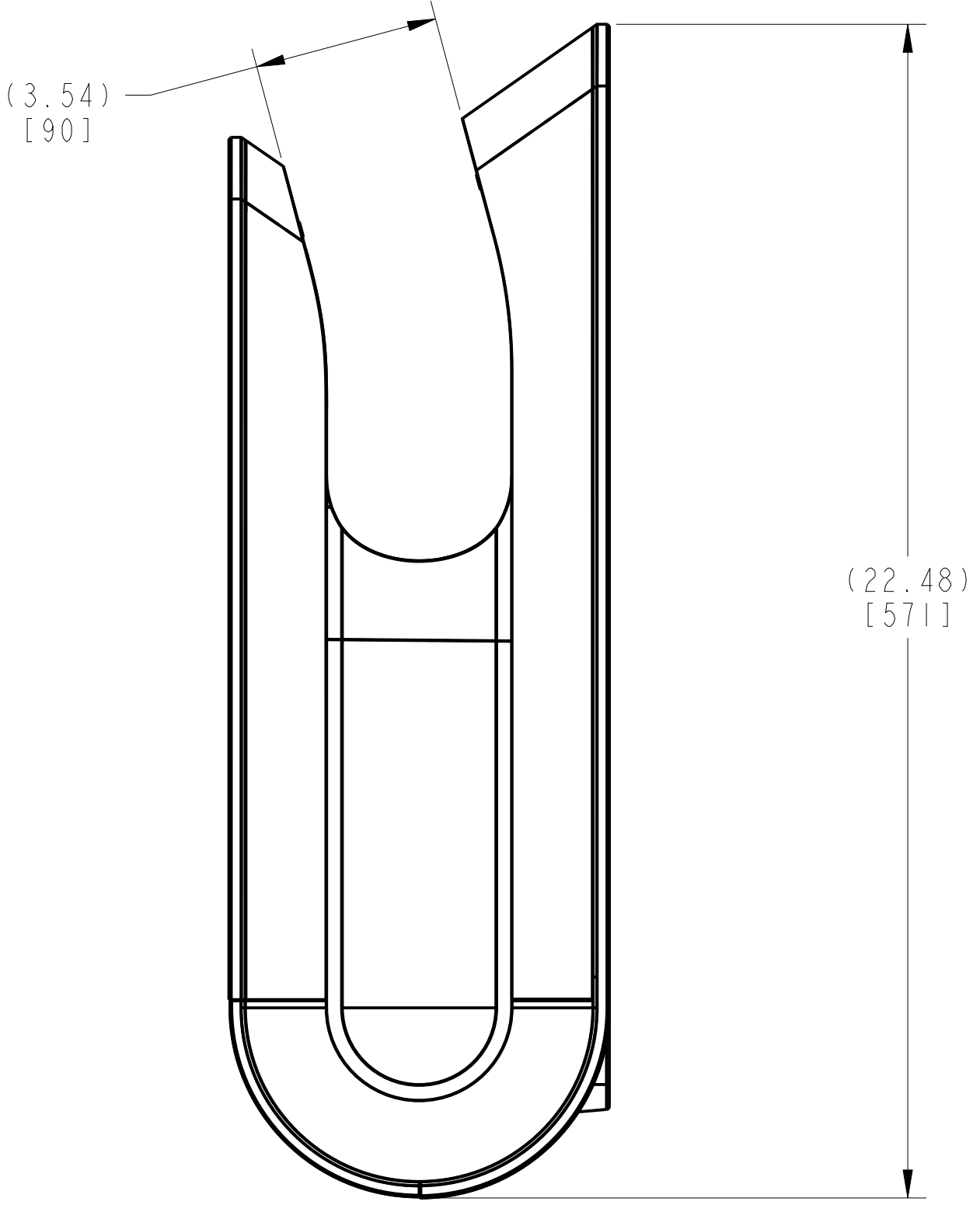


DETAIL A  
SCALE 0.700



- NOTES:
- 1. KOHLER LOGO AS PER IDA335K  
LOGO TO BE CENTERED ON PART  
COLOR PANTONE COOL GRAY 6C
  - 2. INSTALLATION TYPE: WALL MOUNT
  - 3. ELECTRICAL DEATILS: 220V, 50Hz, 1750W

ALL MATERIALS DOCUMENTED OR DESCRIBED ON THIS PRINT MUST COMPLY WITH KOHLER POLICY REF-ENL-001. PRODUCT ENVIRONMENTAL POLICY RESTRICTED MATERIALS LIST

**PRODUCT SUPPORT  
DRAWING**  
NOT INTENDED FOR  
MANUFACTURING  
**FOR INTERNAL KOHLER  
USE ONLY**

ALL DIMENSIONS IN: INCHES [MM]					DIMENSIONING AND TOLERANCING PER ASME Y14.5M-1994				
					TOLERANCES UNLESS OTHERWISE SPECIFIED  .XXX ± 0.010 .XX ± 0.02 .X ± 0.1 ANG ± 3.0  THIS DRAWING IN DESIGN AND DETAILS IS THE PROPERTY OF KOHLER CO. AND MAY NOT BE USED EXCEPT IN CONNECTION WITH KOHLER CO. WORK. ALL RIGHTS OF DESIGN OR INVENTION ARE RESERVED.	APPROVED KEVIN LING	DATE 07.23.24	PLOT DATE 07.22.24	SCALE 0.350
						DRAWN AAR	DATE 07.22.24	CHECKED SAKTHI	DATE 07.23.24
						DO NOT SCALE DRAWING			DWG D
						THIRD ANGLE PROJECTION			SIZE
						KOHLER KOHLER CO. KOHLER, WISCONSIN 53044			ASSEM NAME: 35036T-REFERENCE
I	-	AAR	NEW RELEASE	07.22.24		HANDS-IN HAND DRYER			
SHT	SYM	BY	DESCRIPTION	DATE		DWG. NO. 35036T-REFERENCE			
DWG REVISION RECORD						SHT 1 OF 1			